



What is FOGO?

FOGO stands for Food Organics Garden Organics and a FOGO bin allows you to sort your organic food and garden waste from your general waste, including fruit and vegetable scraps, meat and dairy products, bread, eggshells, grass, leaves, garden clippings and more!

Why is the FOGO service being expanded?

Growing numbers of residents have asked for more environmentally responsible ways to manage their household waste. Approximately half of the waste collected in Meander Valley's kerbside bins is made up of organic food and garden waste. By diverting these products away from landfill we can reduce the environmental and cost impacts of waste management and improve Meander Valley's sustainability.

Following on from a successful trial in Blackstone Heights, Council is expanding the FOGO collection service to better meet the demand for more sustainable waste management services.

Council's commitment to take steps to reduce the amount of waste sent to landfill is also in line with the Australian and Tasmanian Government's targets to halve the amount of organic waste going to landfill by 2030.

To encourage this, from July 2022 the State Government will be charging a waste levy for every tonne of waste that ends up in landfill. Commencing at \$20 per tonne, the levy is set to increase to \$60 per tonne by 2027. By diverting more food and garden organics away from landfill we can reduce the impacts of the waste levy for ratepayers and decrease our landfill volume by 1,000 tonnes every year.

How will the new FOGO service be rolled out?

In addition to a waste bin (red lid) and a recycling bin (yellow lid), residents of Prospect Vale, Travellers Rest and Hadspen will be provided with a new FOGO bin (green lid) and a kitchen caddy for convenient collection of food scraps.

The delivery of new FOGO wheelie bins and kitchen caddies will start from mid-June with the first collection days commencing the week beginning 4 July 2022.

If your new FOGO wheelie bin has not arrived by 30 June please contact Council on 6393 5300.

Can I apply for a FOGO collection service if I live outside these areas?

Not currently. Individual servicing of properties is not optional at this stage. Future expansion of FOGO services will continue to be investigated and considered by Council when budget and serviceability allows. Residents outside the FOGO collection areas are encouraged to consider composting their own food and garden wastes.

I already compost, can I opt out of the FOGO collection service?

The FOGO collection service is not optional in areas where it is available, however it does offer additional benefits to composting at home as you can also dispose of meat and seafood products, bulky organic garden waste and untreated timber.



Will FOGO cost more?

The total costs of waste management are influenced by a number of factors including service levels, recyclable markets, the consumer price index (CPI), landfills and the waste levy. While there are some direct costs related to the expansion of FOGO services such as the purchase of additional bins, the savings gained from diverting organic wastes away from landfill will offset these costs.

Will my general waste and recycling bin services change?

Yes. As large portions of general waste is made up of food organics and garden organics, the amount of general waste you generate should significantly reduce so, the frequency of your general waste collection will change to a fortnightly service from your first collection day after 4 July 2022.

What if I need more room for my general waste?

If, after your first few FOGO collections your general waste bin is not sufficient, you can contact us to discuss options to increase your general waste service.

What can go in my FOGO bin?

- ✓ Fruit & vegetable scraps, including citrus
- ✓ Meat, bones & seafood
- ✓ Leftovers, out-of-date & cooked food (no packaging)
- ✓ Takeaway food (no packaging)
- ✓ Yoghurt, cheese & dairy products
- ✓ Pasta, rice, grains & cereals
- ✓ Eggs & eggshells
- ✓ Bread, cakes & baked products
- ✓ Pizza boxes, paper & cardboard (not waxed)
- ✓ Tea bags, tea leaves, coffee beans & grounds
- ✓ Paper towel & tissues
- ✓ Newspaper & shredded paper
- ✓ Hair, fur & nail clippings
- ✓ Grass & garden clippings
- ✓ Leaves, flowers & plants
- ✓ Weeds
- ✓ Wooden icy pole sticks & toothpicks
- ✓ Bark & sawdust
- ✓ Small shrubs, twigs & branches*
- ✓ Untreated timber*

*maximum 20cm diameter

What cannot go in my FOGO bin?

- ✗ Any bags, including plastic, bio-degradable, compostable & cornstarch
- ✗ Medical, clinical & pharmaceutical waste
- ✗ Nappies, incontinence products & aids
- ✗ Concrete, rocks, ceramics, stone & bricks
- ✗ Fruit labels & stickers
- ✗ Electronic waste (E-waste)
- ✗ Magazines, catalogues & waxed papers
- ✗ Plastics, plastic food & drink packaging
- ✗ Glass
- ✗ Batteries, light globes, paint
- ✗ Liquids
- ✗ Gas bottles
- ✗ Metals & hardware
- ✗ Baby wipes, make-up wipes & alcohol wipes
- ✗ Garden hoses, plant pots & hangers
- ✗ Soils & potting mixes
- ✗ Tree stumps & logs
- ✗ Fabrics & textiles
- ✗ Coffee pods & takeaway cups
- ✗ Treated, painted, stained or laminated timber, particle boards & plywoods

Make the most of **FOGO**



Will my kitchen caddy smell?

Not if you follow a few handy tips:

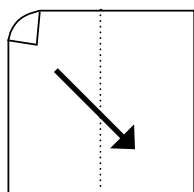
- Keep your kitchen caddy out of direct sunlight and on or near your kitchen bench for easy access.
- Don't let raw meat or other very smelly items such as seafood sit in the caddy for too long. Dispose of them in your FOGO bin or freeze them until your FOGO collection day.
- Give your caddy a wipe down or a wash occasionally. Your caddy is also dishwasher safe.

Can I use bags to line my kitchen caddy?

No. Many so-called compostable bags or caddy liners are not truly compostable. Bags of any kind are unable to be processed at the composting facility and it is impossible for facility workers to be sure that bags do not contain contaminants.

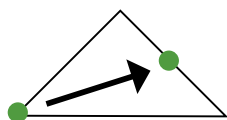
Use paper towel or newspaper to line your caddy or dry material like leaves or shredded paper will help prevent food scraps from sticking.

For instructions on how to fold a simple newspaper caddy liner see the diagram below:



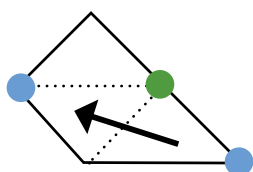
Step 1

Lay out a sheet of newspaper, fold down the top left corner to the bottom edge and trim the excess off so that when the triangle is unfolded it will form a square.



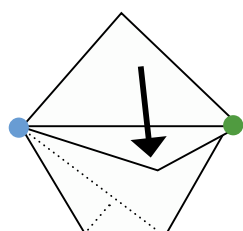
Step 2

Fold one corner to match the centre of the other two corners (from green dot to green dot).



Step 3

Then fold the other corner over the last fold (from blue dot to blue dot).



Step 4

Unfold the two flaps at the top, folding them down either side.



Will my bin smell?

Not if you follow a few handy tips:

- Wrap food scraps in paper towel or newspaper.
- Freeze raw meat and other very smelly items such as seafood and deposit into your FOGO bin the night before or the day of your scheduled collection.
- Keep your bin in a shaded area if possible.
- Use a sprinkling of bicarbonate of soda to deodorise your bin.
- When possible, layer your food waste with garden waste such as lawn clippings and leaf litter.
- Rinse your bin when empty and let it dry out completely.
- Remember to put your FOGO bin out for collection, even if it's not completely full.

Making sure the truck can empty your FOGO bin

The mechanical arm on the collection vehicle cannot lift bins over 80kg and, when heavily compacted, some organic material can stick to the inside of your bin, preventing complete emptying of contents.

Follow these tips to make sure your FOGO bin can be emptied first time, every time:

- Do not overfill your FOGO bin. Overflowing bins or bins that are too heavy cannot be collected.
- Mow lawns when they are dry (wet grass clippings are heavy and can stick to the sides of the bin).
- Shake soil off weeds and unwanted plants.
- Don't place long branches, sticks, twigs or timber in your FOGO bin as they may obstruct emptying.
- Layer your organic material to avoid compaction.
- Where possible, place a layer of cardboard or dry garden waste like leaves in the bottom of your bin to prevent material sticking to the base.

What happens to my FOGO after it is collected?

Your FOGO will be taken to a regional composting facility at Mowbray. There, it is checked for contamination before undergoing a combination of static and air-forced composting processes.

This ensures the material reaches a high temperature so weeds, seeds and pathogens are killed and the resulting composted product is safe to use on parks and gardens.

Who can I contact if I have more questions?

Please contact Council's customer service team:



Email to: waste@mvc.tas.gov.au



Phone: 6393 5300